

Name:	
School/Organization:	
Dealer/Rep:	

Phone:	
E-mail:	
Sales Rep:	Quote:

AM SERIES

34" OR 36" BARIATRIC HI-LO TREATMENT TABLES

STANDARD FEATURES:

- Load capacity: 500 lbs (AM-134, AM-234, AM-334)
- Load capacity: 800 lbs (AM-368 & AM-368PB)
- 34" or 36" W x 76" L x 18-37" H
- 34 oz. Heavy-duty vinyl with Permablok 3® bacterial protection
- 1.5" High density foam
- Rounded corners
- Foot control pedal (hand control on AM-368PB)
- White powder coat base
- ADA Compliant





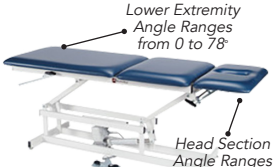


AM-368

TABLE CONFIGURATIONS:

<input type="radio"/> AM-134 - 1 Section	<input type="radio"/> AM-234 - 2 Section	<input type="radio"/> AM-334 - 3 Section	<input type="radio"/> AM-368 - 3 Section Super Bariatric	<input type="radio"/> AM-368PB - 3 Section Super Bariatric with Power Tilt Back
QTY	QTY	QTY	QTY	QTY



TABLE FEATURES:

 <p>Flat Cushion</p> <p>**Shown with AM-807 Option</p> <p>AM-134</p>	 <p>Lower Extremity Angle Ranges from 0 to 78°</p> <p>AM-234</p>	 <p>Lower Extremity Angle Ranges from 0 to 78°</p> <p>Head Section Angle Ranges from +45° to -90°</p> <p>AM-334</p>	 <p>Lower Extremity Angle Ranges from 0 to 78°</p> <p>Head Section Angle Ranges from +45° to -90°</p> <p>AM-368</p>	 <p>Head Section Angle Ranges from +45° to -90°</p> <p>Lower Extremity Angle Ranges from 0 to 78°</p> <p>AM-368PB</p>
---	---	--	---	--



OPTIONS:

- | |
|---|
| <input type="radio"/> AM-1028 - Add Base with 4 Total Lock Swivel Casters (34"W Only) |
| <input type="radio"/> AM-1064 - Add Base with 4 Casters and 6" Clearance (34"W Only, Adds 4") |
| <input type="radio"/> AM-17 - Face Plug |
| <input type="radio"/> AM-91 - Add 1" Extra Soft Foam |
| <input type="radio"/> AM-807 - Rail Side Fold Down (Pair) - 34"W Only |
| <input type="radio"/> 19859 - Add-on Belt & Brackets |
| <input type="radio"/> SPCO - Special Vinyl Color (Provided by Customer) |
| <input type="radio"/> SPBASE - Special Base Color (Select Custom Base Color) |
| <input type="radio"/> 12088 - Side Panel 9 x 33.25 Perforated |
| <input type="radio"/> 12075 - Side Panel 9 x 33.25 Flat |
| <input type="radio"/> AM368PB-OW-FS - Substitute a Foot Switch for Single Mounted Hand Control on AM-368PB |

STANDARD UPHOLSTERY CHOICES:

- | | |
|-------------------------------------|---------------------------------|
| <input type="radio"/> Imperial Blue | <input type="radio"/> Taupe |
| <input type="radio"/> Blue Ridge | <input type="radio"/> Burgundy |
| <input type="radio"/> Forest Green | <input type="radio"/> Dove Gray |
| <input type="radio"/> Black | <input type="radio"/> Greystone |
| <input type="radio"/> Cappuccino | <input type="radio"/> Merlot |
| <input type="radio"/> Patina | |

STANDARD BASE COLOR:

- Office White

CUSTOM BASE COLORS:

- | |
|---------------------------------------|
| <input type="radio"/> Black |
| <input type="radio"/> Steel Gray |
| <input type="radio"/> Metallic Silver |